



US00D683459S

(12) **United States Design Patent**
Haltof et al.

(10) **Patent No.:** **US D683,459 S**
(45) **Date of Patent:** **** May 28, 2013**

(54) **RADIOGRAPHIC DETECTOR PROTECTOR**

(75) Inventors: **Garry P. Haltof**, Penfield, NY (US);
Eric Bostley, Hilton, NY (US)

(73) Assignee: **RC Imaging, Inc.**, Hilton, NY (US)

(**) Term: **14 Years**

(21) Appl. No.: **29/426,493**

(22) Filed: **Jul. 6, 2012**

(51) **LOC (9) Cl.** **24-01**

(52) **U.S. Cl.**

USPC **D24/161**

(58) **Field of Classification Search** D24/158-161,
D24/231; D14/481, 482; D16/234; 378/167,
378/169, 182, 189-191; 250/370.08, 370.09
See application file for complete search history.

(56) **References Cited**

U.S. PATENT DOCUMENTS

D450,848	S *	11/2001	Hayashi	D24/158
6,899,459	B1 *	5/2005	McKenna	378/181
D508,130	S *	8/2005	Hueton	D24/158
7,495,227	B2 *	2/2009	Hennessy et al.	250/370.09
D598,550	S *	8/2009	DeGross	D24/158
D601,254	S *	9/2009	Weichert	D24/161
D611,149	S *	3/2010	Riley	D24/158
8,021,043	B2 *	9/2011	Hawver et al.	378/189

D656,614	S *	3/2012	Stinson	D24/161
2010/0038549	A1 *	2/2010	Nishino et al.	250/370.09
2011/0261928	A1 *	10/2011	Ohta	378/62
2012/0140900	A1 *	6/2012	Mizuno et al.	378/205
2012/0305420	A1 *	12/2012	Stinson	206/307

* cited by examiner

Primary Examiner — Anhdao Doan

(74) *Attorney, Agent, or Firm* — Tracy Jong Law Firm;
Tracy P. Jong; Cheng Ning Jong

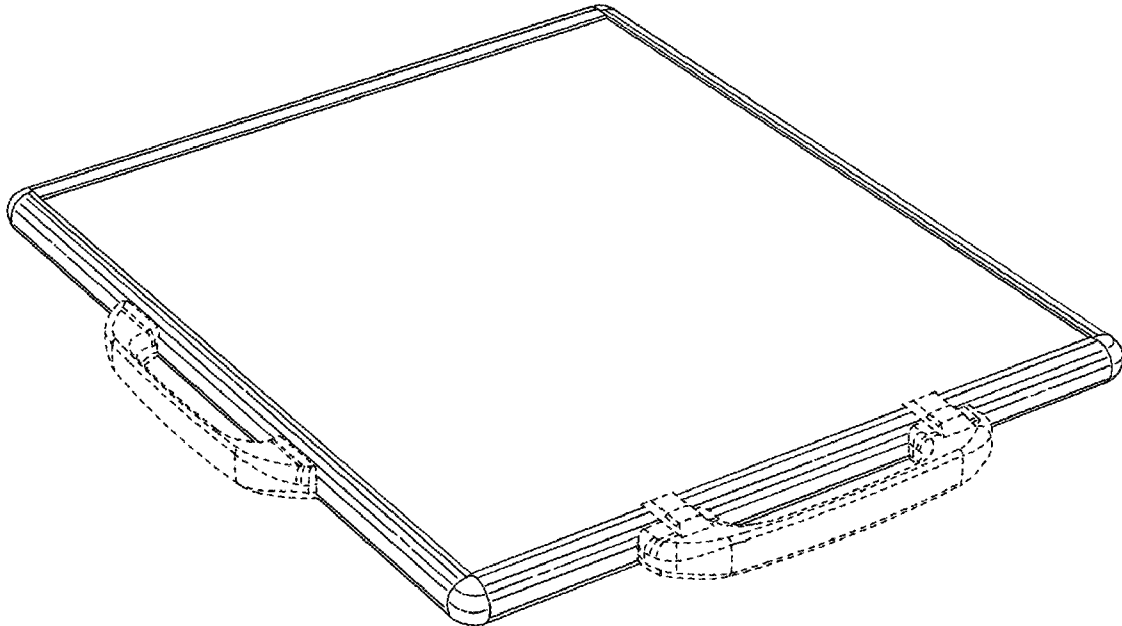
(57) **CLAIM**

The ornamental design for a radiographic detector protector, as shown and described.

DESCRIPTION

FIG. 1 is a top front perspective view of a radiographic detector protector having a radiographic detector panel installed. FIG. 2 is a bottom front perspective view thereof. FIG. 3 is a left side orthogonal view thereof. FIG. 4 is a right side orthogonal view thereof. FIG. 5 is a front orthogonal view thereof. FIG. 6 is a rear orthogonal view thereof. FIG. 7 is a top orthogonal view thereof; and, FIG. 8 is a bottom orthogonal view thereof. The large unshaded surfaces shown in FIGS. 1, 2, 7 and 8 and the broken lines shown throughout the views represent the portions of the design that form no part of the claim.

1 Claim, 4 Drawing Sheets



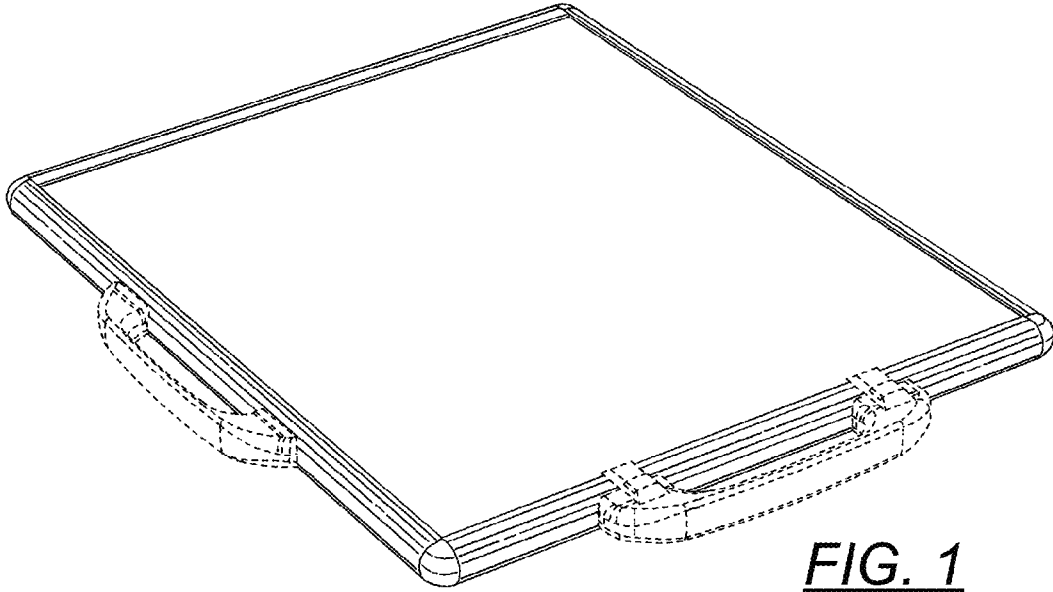


FIG. 1

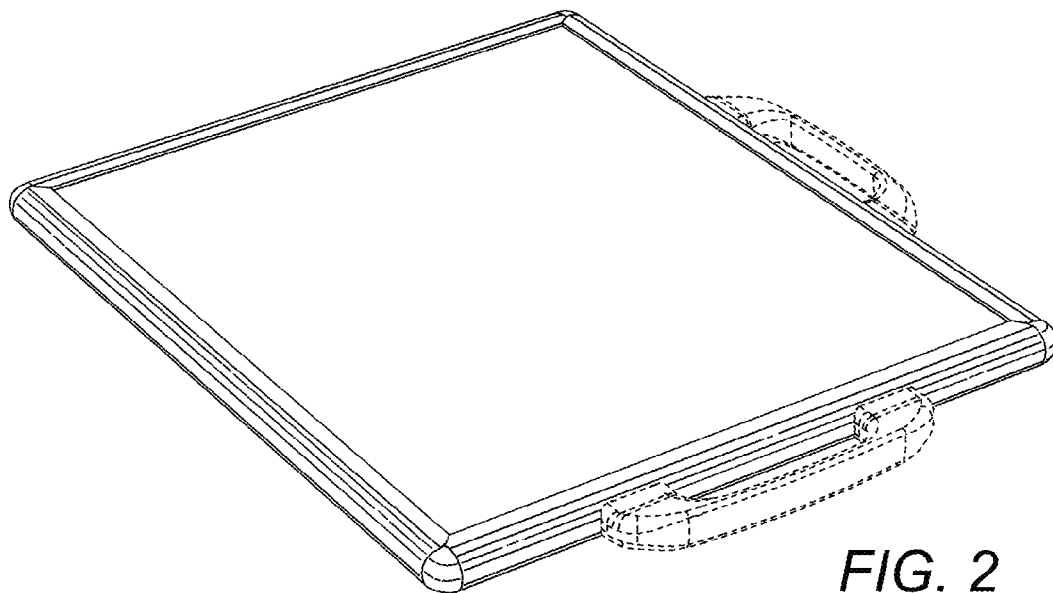


FIG. 2




FIG. 3

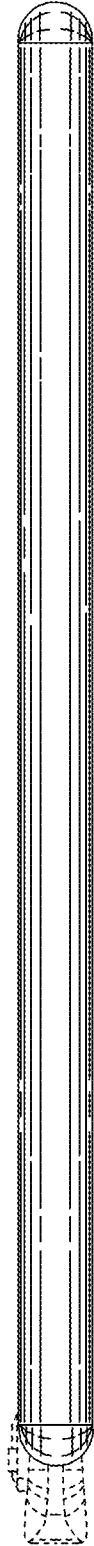


FIG. 4




FIG. 5



FIG. 6

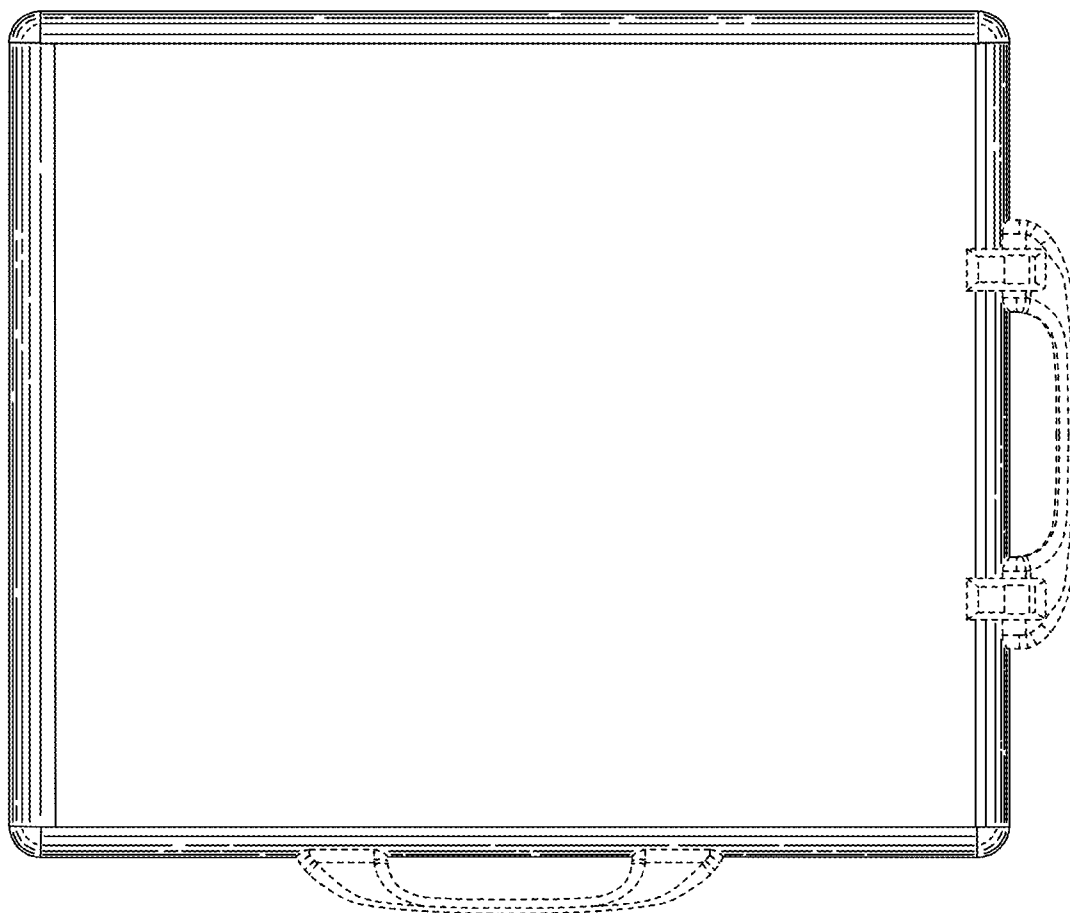


FIG. 7




FIG. 8